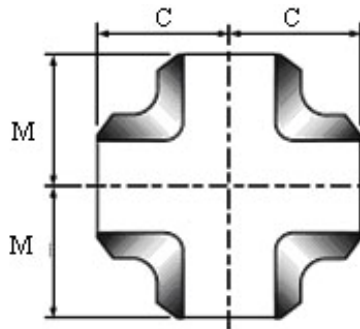


STAINLESS & CARBON STEEL BUTT-WELDING FITTINGS

WELLGROW INDUSTRIES CORP.

Equal and Reducing Crosses



MSS SP-75 ANSI B16.9 (in mm)
* Wellgrow's standard.

Nominal Pipe Size (NPS)	Outside Diameter At Bevel D		Center to End	
	Run	Outlet	Run C	Outlet (1) M
1/2 x 1/2	21.3	21.3	25.4	25.4
1/2 x 3/8		17.1		25.4
1/2 x 1/4		13.7		25.4
3/4 x 3/4	26.7	26.7	28.4	28.4
3/4 x 1/2		21.3		28.4
3/4 x 3/8		17.1		28.4
1 x 1	33.4	33.4	38.1	38.1
1 x 3/4		26.7		38.1
1 x 1/2		21.3		38.1
1-1/4 x 1-1/4	42.2	42.2	47.8	47.8
1-1/4 x 1		33.4		47.8
1-1/4 x 3/4		26.7		47.8
1-1/4 x 1/2		21.3		47.8
1-1/2 x 1-1/2	48.3	48.3	57.2	57.2
1-1/2 x 1-1/4		42.2		57.2
1-1/2 x 1		33.4		57.2
1-1/2 x 3/4		26.7		57.2
1-1/2 x 1/2		21.3		57.2
2 x 2	60.3	60.3	63.5	63.5
2 x 1-1/2		48.3		60.5
2 x 1-1/4		42.2		57.2
2 x 1		33.4		50.8
2 x 3/4		26.7		44.4
2 x 1/2*		21.3		
2-1/2 x 2-1/2	73.0	73.0	76.2	76.2
2-1/2 x 2		60.3		69.8
2-1/2 x 1-1/2		48.3		66.5
2-1/2 x 1-1/4		42.2		63.5
2-1/2 x 1		33.4		57.2
3 x 3	88.9	88.9	85.9	85.9
3 x 2-1/2		73.0		82.6
3 x 2		60.3		76.2
3 x 1-1/2		48.3		73.2
3 x 1-1/4		42.2		69.8
3 x 1*		33.4		
3-1/2 x 3-1/2	101.6	101.6	95.2	95.2
3-1/2 x 3		88.9		91.9
3-1/2 x 2-1/2		73.0		88.9
3-1/2 x 2		60.3		82.6
3-1/2 x 1-1/2		48.3		79.2

Nominal Pipe Size (NPS)	Outside Diameter At Bevel D		Center to End	
	Run	Outlet	Run C	Outlet (1) M
4 x 4	114.3	114.3	104.6	104.6
4 x 3-1/2		101.6		101.6
4 x 3		88.9		98.6
4 x 2-1/2		73.0		95.2
4 x 2		60.3		88.9
4 x 1-1/2		48.3		85.9
4 x 1-1/4		42.2		
4 x 1*		33.5		
5 x 5	141.3	141.3	124.0	124.0
5 x 4		114.3		117.3
5 x 3-1/2		101.6		114.3
5 x 3		88.9		111.3
5 x 2-1/2		73.0		108.0
5 x 2		60.3		104.6
5 x 1-1/2*		48.3		
6 x 6	168.3	168.3	142.7	142.7
6 x 5		141.3		136.7
6 x 4		114.3		130.0
6 x 3-1/2		101.6		127.0
6 x 3		88.9		124.0
6 x 2-1/2		73.0		120.6
6 x 2*		60.3		
8 x 8	219.1	219.1	177.8	177.8
8 x 6		168.3		168.1
8 x 5		141.3		162.1
8 x 4		114.3		155.4
8 x 3-1/2		101.6		152.4
8 x 3*		88.9		
10 x 10	273.1	273.1	215.9	215.9
10 x 8		219.1		203.2
10 x 6		168.3		193.5
10 x 5		141.3		190.5
10 x 4		114.3		184.2
12 x 12	323.9	323.9	254.0	254.0
12 x 10		273.1		241.3
12 x 8		219.1		228.6
12 x 6		168.3		218.9
12 x 5		141.3		215.9

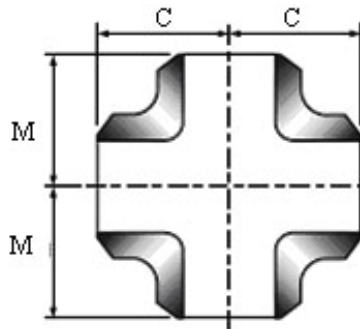
(1) Outlet dimension "M" for run sizes 14 and larger is recommended but not mandatory.

Tel: 886-4-23112576 Fax: 886-4-23112578 E-mail: wellgrow@ms18.hinet.net

STAINLESS & CARBON STEEL BUTT-WELDING FITTINGS

WELLGROW INDUSTRIES CORP.

Equal and Reducing Crosses



MSS SP-75 ANSI B16.9 (in mm)
* Wellgrow's standard.

Nominal Pipe Size (NPS)	Outside Diameter At Bevel D		Center to End	
	Run	Outlet	Run C	Outlet (1) M
14 x 14	355.6	355.6	279.4	279.4
14 x 12		323.9		269.7
14 x 10		273.1		257.0
14 x 8		219.1		247.6
14 x 6		168.3		238.3
16 x 16	406.4	406.4	304.8	304.8
16 x 14		355.6		304.8
16 x 12		323.9		295.1
16 x 10		273.1		282.4
16 x 8		219.1		373.0
16 x 6		168.3		263.7
18 x 18	457.2	457.2	342.9	342.9
18 x 16		406.4		330.2
18 x 14		355.6		330.2
18 x 12		323.9		320.5
18 x 10		273.1		307.8
18 x 8		219.1		298.4
20 x 20	508.0	508.0	381.0	381.0
20 x 18		457.2		369.3
20 x 16		406.4		355.6
20 x 14		355.6		355.6
20 x 12		323.9		345.9
20 x 10		273.1		333.2
20 x 8		219.1		323.8
22 x 22	558.8	558.8	419.1	419.1
22 x 20		508.0		406.4
22 x 18		457.2		393.7
22 x 16		406.4		381.0
22 x 14		355.6		381.0
22 x 12		323.9		371.3
22 x 10		273.1		358.6
24 x 24	609.6	609.6	431.8	431.8
24 x 22		558.8		431.8
24 x 20		508.0		431.8
24 x 18		457.2		419.1
24 x 16		406.4		406.4
24 x 14		355.6		406.4
24 x 12		323.9		396.7
24 x 10		273.1		384.0
26 x 26	660.4	660.4	495.3	495.3
26 x 24		609.6		482.6

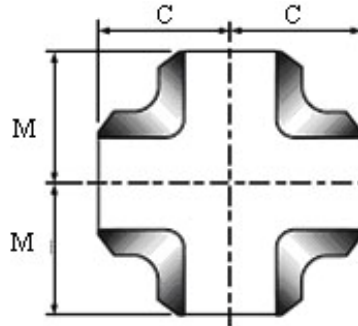
Nominal Pipe Size (NPS)	Outside Diameter At Bevel D		Center to End	
	Run	Outlet	Run C	Outlet (1) M
26 x 22		558.8		469.9
26 x 20		508.0		457.2
26 x 18		457.2		444.5
26 x 16		406.4		431.8
26 x 14		355.6		431.8
26 x 12		323.1		422.1
28 x 28	711.2	711.2	520.7	520.7
28 x 26		660.4		520.7
28 x 24		609.6		508.0
28 x 22		558.8		495.3
28 x 20		508.0		482.6
28 x 18		457.2		469.9
28 x 16		406.4		457.2
28 x 14		355.6		457.2
28 x 12		323.1		447.5
30 x 30	762.0	762.0	558.8	558.8
30 x 28		711.2		546.1
30 x 26		660.4		546.1
30 x 24		609.6		533.4
30 x 22		558.8		520.7
30 x 20		508.0		508.0
30 x 18		457.2		495.3
30 x 16		406.4		482.6
30 x 14		355.6		482.6
30 x 12		323.9		472.6
30 x 10		273.1		460.2
32 x 32	812.8	812.8	596.9	596.9
32 x 30		762.0		584.2
32 x 28		711.2		571.5
32 x 26		660.4		571.5
32 x 24		609.6		558.8
32 x 22		558.8		546.1
32 x 20		508.0		533.4
32 x 18		457.2		520.7
32 x 16		406.4		508.0
32 x 14		355.6		508.0
34 x 34	863.6	863.6	635.0	635.0
34 x 32		812.8		622.3
34 x 30		762.0		609.6
34 x 28		711.2		596.9
34 x 26		660.4		596.9

(1) Outlet dimension "M" for run sizes 14 and larger is recommended but not mandatory.

STAINLESS & CARBON STEEL BUTT-WELDING FITTINGS

WELLGROW INDUSTRIES CORP.

Equal and Reducing Crosses



MSS SP-75 ANSI B16.9 (in mm)
* Wellgrow's standard.

Nominal Pipe Size (NPS)	Outside Diameter At Bevel D		Center to End	
	Run	Outlet	Run C	Outlet (1) M
34 x 24		609.6		584.2
34 x 22		558.8		571.5
34 x 20		508.0		558.8
34 x 18		457.2		546.1
34 x 16		406.4		533.4
36 x 36	914.4	914.4	673.1	673.1
36 x 34		863.6		660.4
36 x 32		812.8		647.7
36 x 30		762.0		635.0
36 x 28		711.2		622.3
36 x 26		660.4		622.3
36 x 24		609.6		609.6
36 x 22		558.8		596.9
36 x 20		508.0		584.2
36 x 18		457.2		571.5
36 x 16		406.4		558.8
38 x 38	965.2	965.2	711.2	711.2
38 x 36		914.4		711.2
38 x 34		863.6		698.5
38 x 32		812.8		685.8
38 x 30		762.0		673.1
38 x 28		711.2		647.7
38 x 26		660.4		647.7
38 x 24		609.6		635.0
38 x 22		558.8		622.3
38 x 20		508.0		609.6
38 x 18		457.2		596.9
40 x 40	1016.0	1016.0	749.3	749.3
40 x 38		965.2		749.3
40 x 36		914.4		736.6
40 x 34		863.6		723.9
40 x 32		812.8		711.2
40 x 30		762.0		698.5
40 x 28		711.2		673.1
40 x 26		660.4		673.1
40 x 24		609.6		660.4
40 x 22		558.8		647.7
40 x 20		508.0		635.0
40 x 18		457.2		622.3
42 x 42	1066.8	1066.8	762.0	711.2
42 x 40		1016.0		711.2

Nominal Pipe Size (NPS)	Outside Diameter At Bevel D		Center to End	
	Run	Outlet	Run C	Outlet (1) M
42 x 38		965.2		711.2
42 x 36		914.4		711.2
42 x 34		863.6		711.2
42 x 32		812.8		711.2
42 x 30		762.0		711.2
42 x 28	1066.8	711.2	762.0	698.5
42 x 26		660.4		698.5
42 x 24		609.6		660.4
42 x 22		558.8		660.4
42 x 20		508.0		660.4
42 x 18		457.2		647.7
42 x 16		406.4		635.0
44 x 44	1117.6	1117.6	812.8	762.0
44 x 42		1066.8		762.0
44 x 40		1016.0		749.3
44 x 38		965.2		736.6
44 x 36		914.4		723.9
44 x 34		863.6		723.9
44 x 32		812.8		711.2
44 x 30		762.0		711.2
44 x 28		711.2		698.5
44 x 26		660.4		698.5
44 x 24		609.6		698.5
44 x 22		558.8		685.8
44 x 20		508.0		685.8
46 x 46	1168.4	1168.4	850.9	800.1
46 x 44		1117.6		800.1
46 x 42		1066.8		787.4
46 x 40		1016.0		774.7
46 x 38		965.2		762.0
46 x 36		914.4		762.0
46 x 34		863.6		749.3
46 x 32		812.8		749.3
46 x 30		762.0		736.6
46 x 28		711.2		736.6
46 x 26		660.4		736.6
46 x 24		609.6		723.9
46 x 20*		508.0		723.9
48 x 48	1219.2	1219.2	889.0	838.2
48 x 46		1168.4		838.2
48 x 44		1117.6		838.2

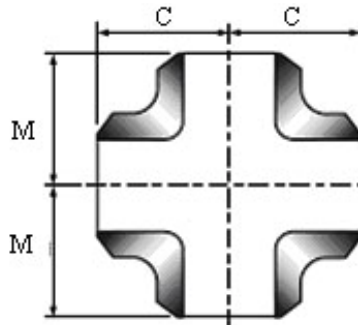
(1) Outlet dimension "M" for run sizes 14 and larger is recommended but not mandatory.

Tel: 886-4-23112576 Fax: 886-4-23112578 E-mail: wellgrow@ms18.hinet.net

STAINLESS & CARBON STEEL BUTT-WELDING FITTINGS

WELLGROW INDUSTRIES CORP.

Equal and Reducing Crosses



MSS SP-75 ANSI B16.9 (in mm)
* Wellgrow's standard.

Nominal Pipe Size (NPS)	Outside Diameter At Bevel D		Center to End	
	Run	Outlet	Run C	Outlet (1) M
48 x 42		1066.8		812.8
48 x 40		1016.0		812.8
48 x 38		965.2		812.8
48 x 36		914.4		787.4
48 x 34		863.6		787.4
48 x 32	1219.2	812.8	889.0	787.4
48 x 44		1117.6		838.2
48 x 42		1066.8		812.8
48 x 40		1016.0		812.8
48 x 38		965.2		812.8
48 x 36		914.4		787.4
48 x 34		863.6		787.4
48 x 32		812.8		787.4
48 x 30		762.0		762.0
48 x 28		711.2		762.0
48 x 26		660.4		762.0
48 x 24		609.6		736.6
48 x 22		558.8		736.6
52 x 52*	1320.8	1320.8	965.2	914.4
52 x 48*		1219.2		863.6
52 x 44*		1117.6		812.8
52 x 40*		1016.0		762.0
54 x 54*	1371.6	1371.6	1003.3	952.5
54 x 52*		1320.8		914.4
54 x 48*		1219.2		863.6
54 x 44*		1117.6		863.6
54 x 40*		1016.0		812.8
54 x 28*		711.2		787.4
54 x 20*		508.0		787.4
56 x 56*	1422.4	1422.4	1041.4	965.2
56 x 52*		1320.8		914.4
56 x 48*		1219.2		863.6
56 x 44*		1117.6		812.8
56 x 40*		1016.0		812.8
56 x 28*		711.2		812.8
56 x 20*		508.0		812.8
60 x 60*	1524.0	1524.0	1117.6	1016.0
60 x 56*		1422.4		965.2
60 x 52*		1320.8		914.4
60 x 48*		1219.2		863.6

Nominal Pipe Size (NPS)	Outside Diameter At Bevel D		Center to End	
	Run	Outlet	Run C	Outlet (1) M
60 x 40*		1016.0		863.6
60 x 28*		711.2		863.6
60 x 20*		508.0		863.6
64 x 64*	1626.0	1626.0	1194.0	1092.0
64 x 60*		1524.0		1067.0
64 x 56*		1422.0		1016.0
64 x 52*		1321.0		965.0
64 x 48*		1219.0		914
66 x 66*	1676.4	1676.4	1219.2	1066.8
68 x 68*	1727.0	1727.0	1270.0	1168.0
68 x 64*		1626.0		1143.0
68 x 60*		1524.0		1118.0
68 x 56*		1422.0		1067.0
68 x 52*		1321.0		1016.0
68 x 48*		1219.0		965.0
72 x 72*	1829.0	1829.0	1320.0	1245.0
72 x 68*		1727.0		1219.0
72 x 64*		1626.0		1194.0
72 x 60*		1524.0		1168.0
72 x 56*	1829.0	1422.0	1320.0	1118.0
72 x 52*		1321.0		1067.0
72 x 48*		1219.0		1016.0
76 x 76*	1930.0	1930.0	1422.0	1320.0
76 x 72*		1829.0		1295.0
76 x 68*		1727.0		1270.0
76 x 64*		1626.0		1245.0
76 x 60*		1524.0		1219.0
76 x 56*		1422.0		1168.0
76 x 52*		1321.0		1118.0
76 x 48*		1219.0		1067.0
80 x 80*	2032.0	2032.0	1499.0	1397.0
80 x 76*		1930.0		1372.0
80 x 72*		1829.0		1346.0
80 x 68*		1727.0		1321.0
80 x 64*		1626.0		1295.0
80 x 60*		1524.0		1270.0
80 x 56*		1422.0		1219.0
80 x 52*		1321.0		1168.0
80 x 48*		1219.0		1118.0

(1) Outlet dimension "M" for run sizes 14 and larger is recommended but not mandatory.